

# CHiQ

## SPLIT AIR CONDITIONERS

**CQASQE12H4W (indoor) / CQASQC12H4W (outdoor)**

**12,000 BTU**

Type: Wall-mounted Air Conditioner, Heat-Pump, DC Inverter, Wi-Fi Ready



CE




*Make your imagination fly*

220togo, Inc. 2020


# CHiQ

## Features:


- \* 220-240 Volts ~ 50-60 Hertz, 1 Phase
  - \* Capacity: 12,000 BTU cooling/12,000 BTU heating
  - \* DC Inverter
  - \* R32 environmentally friendly refrigerant with excellent performance and stability
  - \* Wi-Fi Ready (requires Tuya Smart App)
  - \* Energy Class A++/A+
  - \* Noise Level:
    - 36-42 dBA (Indoor, 12k)
    - 52 dBA (Outdoor, 12k)
  - \* Cooling SEER: 6.1; Heating SCOP: 4.05
  - \* Application Area: 16-25 m<sup>2</sup> / 172-269 sq. ft.
  
  - \* C-Shaped Efficient Evaporator (15-30% increased heat exchange area)
  - \* Hidden LED Display
  - \* 4-Speed Fan: Low, Medium, High, Auto
  - \* -15°C ~ 46°C Ambient Temperature
  - \* 16°C ~ 32°C Operation Temperature
  - \* Sleep, Eco and Turbo Modes
  - \* Smart and Health (Air refreshing) Functions
  - \* Dehumidifying (Dry) and Fan Only (Sweep) Functions
  - \* Drip Prevention
  - \* Auxiliary Electric Heating (AUH)
  - \* Vertical Blades Position Change (V-Sweep) and Horizontal Blades Position Change (H-Sweep)
  - \* 3-in-1 Interior Washable Dust Filter
  - \* 1-16 hours On/Off Timer
  - \* Child Lock
  - \* Remote Control with large LCD display, easy-touch controls and mounting bracket
  - \* Auto Restart
  - \* Heater Overload and Cool Airflow Protection
  - \* Freeze Prevention
  - \* Hydrophilic Aluminum Fin in evaporator and Condenser improves cooling efficiency
  - \* Tooth-Shaped Inner-Grooved Copper Tube (30-50% increased heat exchange efficiency)
- Normal Copper Tube



Inner-grooved Copper Tube



Tooth-shape Inner-grooved Copper Tube


- \* CE Approved, IEC Certified, RoHS Compliant
  - \* International Parts Warranty
  
  - \* Included: 3m Copper Tubing Kit and Connection Hoses

## Specifications:

### INDOOR:

Net (cm): **H** 20 x **W** 79 x **D** 27

Net (inches): **H** 7.9 x **W** 31.1 x **D** 10.6

Packed (inches): **H** 10.4 x **W** 34.2 x **D** 13.2

Net (Gross) Weight: 18.7 (20.9) lbs/ 8.5 (9.5) kg

Voltage” 220-240 Volts ~ 50-60 Hertz, 1 Phase

### OUTDOOR:

Net (cm): **H** 54.2 x **W** 78 x **D** 27.1

Net (inches): **H** 21.3 x **W** 30.7 x **D** 10.7

Packed (inches): **H** 23.6 x **W** 35.4 x **D** 13.4

Net (Gross) Weight: 66 (70.4) lbs/ 30 (32) kg

Voltage” 220-240 Volts ~ 50-60 Hertz, 1 Phase

## Inverter

